

HOPE PLUS –APPLICATION

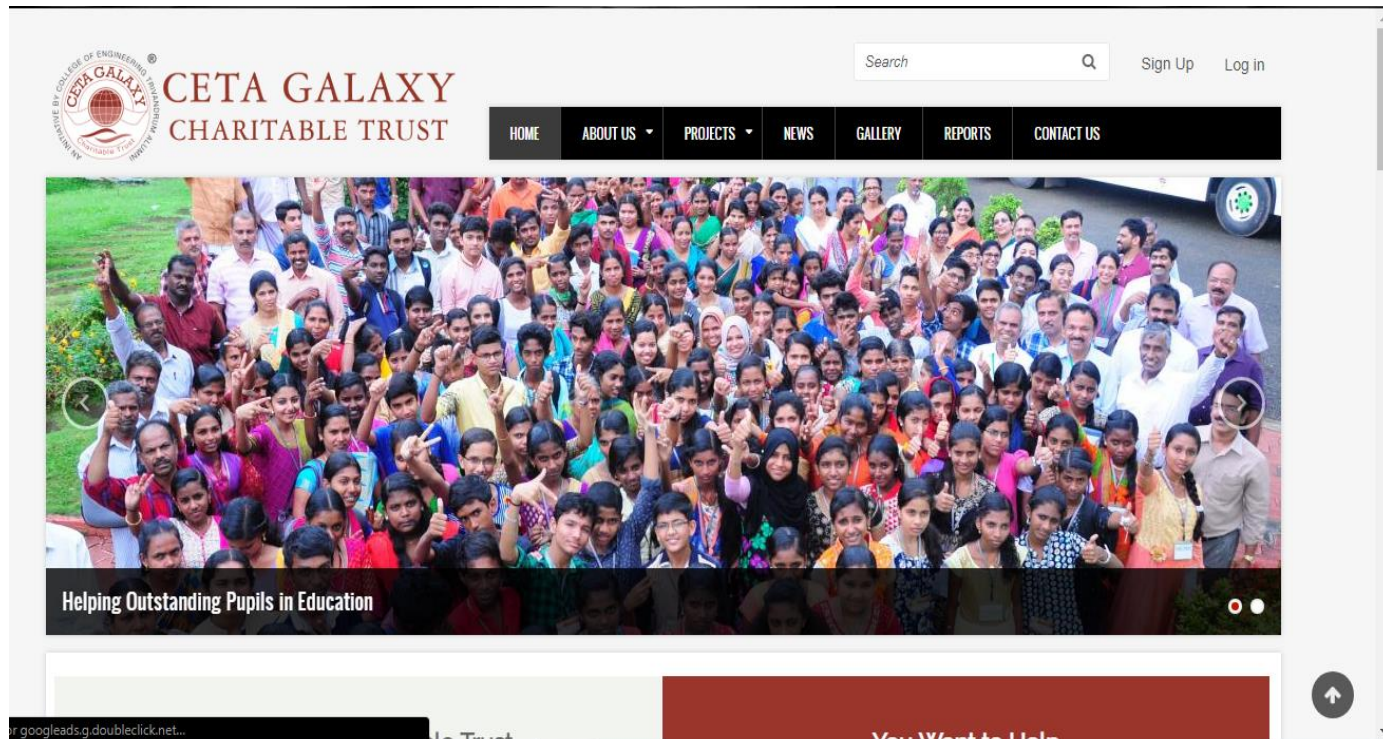
June 2019

Instructions for filling the online
application form

Step 1 - Go to

<https://www.cetagalaxytrust.com/>

- The home page of the website appears as



Step 2

- Select Projects on the menu tab and select HOPE PLUS



The below screen appears

- Click on “APPLY NOW”



The screenshot displays the website for CETA GALAXY CHARITABLE TRUST. The header includes the organization's logo, name, a search bar, and navigation links for HOME, ABOUT US, PROJECTS, NEWS, GALLERY, REPORTS, and CONTACT US. The main content area features the title "HOPE PLUS (Providing Long-Term Upliftment for Students)" and a prominent blue "APPLY NOW" button, which is pointed to by a blue arrow. Below the button, there is a paragraph of text describing the project's goal to provide quality education to underrepresented students. A section titled "WHY HOPE PLUS?" follows, detailing the trust's efforts to address educational disparities through the HOPE project.

CETA GALAXY CHARITABLE TRUST

Search Sign Up Log in

HOME ABOUT US PROJECTS NEWS GALLERY REPORTS CONTACT US

HOPE PLUS (Providing Long-Term Upliftment for Students)

APPLY NOW


Governments at national and state levels have been taking various steps to improve the availability of quality education across all segments of the society. While the 'Right to Education Act', which stipulates compulsory and free education to all children within the age groups of 6-14 years, has brought about a revolution in the secondary education system of the country, the situation is not the same with respect to Higher education. An overwhelming demographic divide persists in the access to quality higher education with several segments of the society still remaining underrepresented, contradicting the very objective of equity within the social growth of the country. We have heard some stories of extraordinary success achieved through hard work and dedication by students coming from economically backward strata of society, but such stories are far and few between considering our vast population. While we understand that the issue is huge, we strongly believe that we can make a difference because "individually we are one drop, but together we are an ocean".

WHY HOPE PLUS?

CETA GALAXY CHARITABLE TRUST (CGCT), through its HOPE-PLUS project in Kerala, is aiming to address the huge disparity among the various backward segments of the society in accessing quality higher education programs. This objective will be the long-term culmination of all the small steps that we take now. HOPE (Helping Outstanding Pupils in Education) project of CGCT has spread across the length and breadth of Kerala evoking real hope in the lives of hundreds of students who are economically backward but academically brilliant. With effective mentoring and handholding from Grade 8 onwards these kids have started to dream big. HOPE PLUS is the logical next step which is simply aimed at making these dreams a reality. Just like HOPE project has become embedded into the social fabric of several schools in Kerala, HOPE PLUS will become the support system for hundreds of students who are economically backward but academically brilliant.

Step 3

- In the next screen enter Hope Pupil Code (and wait for the name , date of birth , gender , school name etc. to be displayed automatically).



The screenshot displays the website for CETA GALAXY CHARITABLE TRUST. The header includes the organization's logo and name, along with navigation links for 'HOME' and 'ABOUT'. The main heading is 'HOPE PLUS Application 2019-20'. Below this, a blue circle with the number '1' is labeled 'Start'. A section titled 'Basic Information' contains a 'HOPE Pupil Code' input field, which is highlighted by a blue arrow. Below the input field, the text 'Date of Birth *' is visible.

HOPE PLUS Application 2019-20

1

Start

2

Preview

3

Complete

[Expand all](#)

▼ Basic Information

HOPE Pupil Code

HTVM0021

Full Name (In Capital Letters) *

VISHAL S NAIR

Date of Birth *

02/19/2000

Gender

Male

▼ Postal Home Address

House Name

Post Office *

Email

Mobile Number *

WhatsApp Number (Optional)

UIDAI Number (Aadhaar)

Step 4

- Click on Expand all and fill in all the details in the form and submit

HOPE PLUS Application 2019-20

1 Start 2 Preview 3 Complete

[Expand all](#)

▼ Basic Information

HOPE Pupil Code	Full Name (In Capital Letters) *
<input type="text" value="HTVM0021"/>	<input type="text" value="VISHAL S NAIR"/>
Date of Birth *	Gender
<input type="text" value="02/19/2000"/>	<input type="text" value="Male"/>

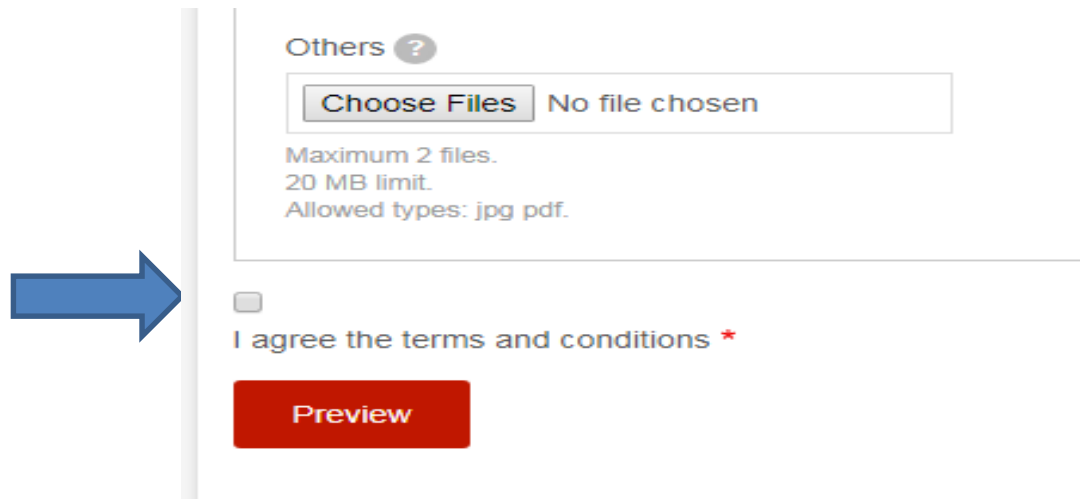
▼ Postal Home Address

House Name	Post Office *		
<input type="text"/>	<input type="text" value=".. 0"/>		
Email	Mobile Number *	WhatsApp Number (Optional)	UIDAI Number (Aadhaar)
<input type="text"/>	<input type="text" value="0091 9495556586"/>	<input type="text"/>	<input type="text"/>



Step 5

- Select the cell above “ I agree the terms and conditions” then go to next sheets (preview & complete) . Submit after providing all the details.



A screenshot of a web form. On the left, a blue arrow points to a vertical grey bar. To the right of the bar is a form section. At the top of this section is the text "Others ?". Below it is a file upload area with a button labeled "Choose Files" and the text "No file chosen". Underneath the file upload area, it says "Maximum 2 files.", "20 MB limit.", and "Allowed types: jpg pdf.". Below the file upload area is a checkbox that is currently unchecked, followed by the text "I agree the terms and conditions *". At the bottom of the form section is a red button labeled "Preview".

Notes

- Fill in all the cells with correct information
- Attach the scanned copies of all the required documents as instructed in the form
- If there is any change in the course detail later, please inform HOPE PLUS by sending an email to hopeplus@cetagalaxytrust.com with your **HOPE Pupil Code** **and Name in the subject line**

Example **HTVM0021 –Vishal S Nair**